

Catalog:

Double Strung Harp Books by Carolyn Deal

Five books so far. December 2022



Info, and contents of each book
plus how to order.

Happy Doubling! Carolyn

How to purchase the books!

All books will come to you via email in PDF form within 24 hours of your payment.

Prices:

**Mischief on a Double Strung,
Mastery With Ease, and
Christmas Joy I
Christmas Joy II**

are **\$29 each via PayPal or \$28 via check** and they are 117-200 pages with LOTS of learning tips and background, and most of the tunes presented in a variety of keys, and with fingering and a “clean” version.

The Lady Godiva Tune book is \$20 by check or \$21 by PayPal (and free for my harp customers). That’s because it is smaller and mostly the tunes themselves. Harp customers of mine already get this free, but others can now purchase it. All of the tunes are magical Shakespearean and Old English tunes or my compositions in that same vein. Early intermediate to intermediate may be able to play them pretty quickly.



PAYPAL (\$29) OR CHECK (\$28):

Go to PayPal. My account is smilingharp@gmail.com. **Send \$29 per book** (except Lady Godiva is \$21).

Add a note with your email: “Please send to my email xxx@xxx.com” You need to include your email so I’ll know where to send the book. **And add which books you are purchasing.** It will say that you’ve paid Creative Change Inc.

If you don’t use PayPal and need to pay by check, that’s ok too. I send you the books the moment I get the check in the mail with a note as to what you want me to send. Make it out to Creative Change Inc. My address is Carolyn Deal, 2846 North Fork Rd., Marshall NC 28753. By check the book is \$28.

You can keep lots of music coming into the world by prospering all writers. (Which means don’t give copyrighted material away; let other people pay for their music). Writers will keep publishing if we all make it worth it by supporting their hard work!

Thanks and happy harping, Carolyn

Double-strung harp books to change your life.

“I am a classically trained musician. I’ve worked very hard to learn harp the traditional way and it was a very slow and laborious process... but your YouTube videos, and the books with descriptions and hand poses changed everything!!!

“Your methods turned me into a harp player... a real harpist who understands the instrument! You certainly can quote me!! The hand poses and your descriptions in the books totally changed my ability to play the harp! What a legacy you are creating.” - Lee Timer



Mischief on a Double Strung Harp


Experienced beginner to Experienced Intermediate/Advanced. 200 pages \$28

“The Mischief book is fabulous! You have a real talent for sharing your knowledge in ways that make it so easy to understand and that kindles an excitement to learn more and more. Loved, Loved, LOVED the video on Waltzing Matilda that goes with the book. Besides the fun tune, the way you explain and demonstrate the techniques is so helpful. This book is truly an amazing accomplishment.” - Maris Whetstone

Mischief on a Double Strung has tons of time-saving ideas and learning tricks. All tunes will be played on YouTube (Nine of them are already on tutorial 125.) Lap harp versions and floor harp versions in several keys. A couple of tunes with beginners versions too. This is a really comprehensive book with 200 pages.

“Mischief” Table of Contents


- Bowlegged Man** by Carolyn Deal
(played on Tutorial 125)
- Land of the Happy** by Carolyn Deal
- Irish Crossovers**
- Ice Crystals** by Carolyn Deal (played on Tutorial 125)
- Happy Birthday three versions Novice to intermediate**
- New Beginnings** by Carolyn Deal p. 33
- Intro and Interlude Ideas for Double Strung Harp**
- Ease Exercises for intervals that use fingers one and two**
- Slow Air Mary Had a Little Lamb for three levels**
- Chicken Talk** by Carolyn Deal (played on Tutorial 125)
- Irish Washerwoman cover page.**
- Tips on learning a tune that has a divided melody.**
- “Packet” Method of learning a divided-hand-melody tune.**
- Irish Washerwoman Ease Exercises.**
- Irish Washerwoman tune sheet music.**
- What Shall We Do With a Drunken Sailor cover and words**
- Sea Shanties Work songs**
- What Shall We Do With a Drunken Sailor - Shapes.**
(tune learning tips on Tutorial 120)
- What Shall We Do With a Drunken Sailor sheet music**
(played on Tutorial 125)
- Love song for Jenny** by Carolyn Deal (played on Tutorial 125)
- Norwegian Dance** by Carolyn Deal (played on Tutorial 125)
- Norwegian Dance for lap harp**
- Pachelbel’s Delight patterns.** Carolyn Deal, inspired by Pachelbel
- Water Faeries** by Carolyn Deal (played on Tutorial 125)
- Waltzing Matilda** (played on tutorial 118 with teaching tips).
- Kindly Woods** by Carolyn Deal (taught on Tutorials 62 and 63)
(played on Tutorial 125)
- Carefree Day** by Carolyn Deal (cover page)
- Ebb and Flow Exercise** (goes with Tutorial 123.)
- Recycles and Placing practice**
- Carefree Day** by Carolyn Deal, (sheet music)
- The Bird and the Bee** by Carolyn Deal (goes with Tutorials 121 and 122).
- Wind-Kissed Leaves** by Carolyn Deal



Christmas Joy - Yuletide Tunes for Double

Fifteen tunes, many presented in several keys. Abundant learning tips and fingering suggestions. Some tunes can be played year-round. 117 pages. \$28

Christ Child Lullaby
I Saw Three Ships
The Holly and the Ivy
Babe of Bethlehem
Bring a Torch Jeanette Isabela
Sing We Now of Christmas (Noel Nouvelet)
In the Bleak Midwinter
Unto Us a Son is Born
Coventry Carol
The First Noel
God Rest Ye Merry Gentlemen
March of the Kings
We Three Kings
We Wish You a Merry Christmas
What Child is This? (Greensleeves)
Come Shepherds Deck Your Heads
In This Town of Bethlehem



“Carolyn!!!! The book is amazing!!! I love many things about it. First... I love the premise that we can learn important technical skills and musicality while learning Christmas pieces! What a brilliant idea! Christmas music just begs for the harp... and is often the music most requested by family, friends and gigs... this work you've created teaches, informs and entertains using the most popular music requested for harp.

Two...lots of excellent pointers and explanations for the techniques...hand positions, suggested fingerings, etc! Three...options to play in different keys! Four... everything based on sound music theory; notation very nicely done!

Five.... lovely arrangements that are offered at many levels of difficulty...for not only the accommodation of different proficiency levels, but also as incentives to move forward in our musicianship. Your levels can take us forward musically and technically.

So much time, care and love have gone into this collection!! This book is a serious bargain at \$28.00!! Thanks for every minute you have spent planning and creating this music/arrangements for all of us!” - Lee Timer

Mastery With Ease

Exercises to send you soaring on the double-strung harp.

"Tonight after dinner, I got out "Mastery With Ease" and randomly turned to the page with 1-5-8 Butterfly Flows. After a long difficult day, this sequence connected with me in a profound way and I found myself finally taking a deep breath, sinking into these simple patterns and relaxing.

I can't wait to go to the hospital tomorrow and play this as I walk down the hall, or in the ICU or when a patient is confiding in me about her worries. If this simple yet beautiful pattern of overlapping tones on the double strung had such a clear effect on me, I am certain that it will reach those in need tomorrow. Thank you again, Carolyn, for such wonderful guidance." Nan Beal

Table of Contents

Two Fingers Ease Exercises: Page 11

These will help you develop accuracy and will be relaxing. Soon you will be playing them while watching a movie...

Echoed Thirds.

Rocked Thirds.

Mirrored Rocked Thirds.

Mirrored Pinchers.

Alternating Hands.

Two Fingers Delights: Page 13

Contrary Motion.

Back-to-back Rocked Thirds.

Waterfalls and Cascades of Thirds: Page 15

These are a delight and your friends will be amazed. They are not that hard. **Even a person who has never played harp can do these by the fifth Beginners tutorial.** (Beginners, watch Tutorials 96, 98, 99, 101, and you'll be ready for Tutorial 104 which is detailed teaching of Waterfalls.)

If any harper needs help, watch Tutorial 104 to master these in one session.

Major and minor sounds help improv be more intuitive: Page 16

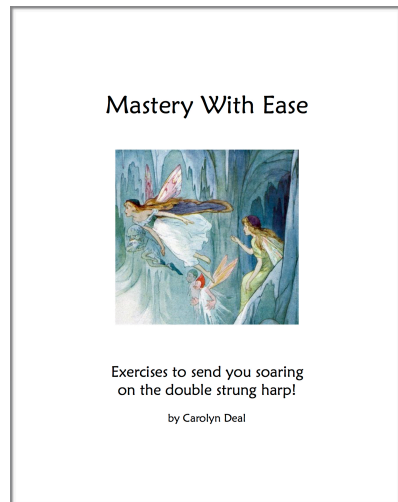
These exercises, and the entire book, will emphasize focusing on what is major and minor so that when you improvise and compose you will do so more intuitively. In keys of C, G, and F.

Fifths: With double strung, you can do dozens of patterns: Page 21

Blocked.

Blocked echoed.

Rocked mirrored.



Rocked echoed.
Major sounds and minor sounds.
Anchored rocked fifth.
Contrary Fifths.
Rocked Fifths against Blocked Fifths.
Stacked Fifths.
Stacked Fifths, rolled.

Fifths against Thirds: Page 30

Sisters position.
Staggered positions.
Stacked positions.
Blocked, rocked, mirrored, echoed, contrary motion.
Anchored Fifth, moving third.
Echoed Anchored Fifth against moving third.
Anchored against contrary motion, echoed.
Anchored against contrary motion, mirrored.
Stacked. Stacked rolled.

Beginning to learn 1-5-8's: Page 37

Using the colored strings.
Unison.
Echoed.
Contrary.
Offset by four and five.
Minor 1-5-8's, Major 1-5-8's.

1-5-8's in lots of forms: Page 39

One of the most useful technique in double strung playing is the 1-5-8 in both hands.
These very basic but beautiful exercises will help make them effortless:
Unison.
Mirrored.
Echoed.
Staggered (offset).
Major and Minor sounds.

Nature-Gaze-Listen: Page 43

This beautiful experience is shown on Tutorial 26.
It is the ultimate way to start your day.
You learn to not watch your fingers pluck.
You learn to relax and feel the vibrations.
You learn to let go of effort.

Four Finger Runs: Page 46

These will be useful the rest of your life. Lots of my tunes have these. Once you get them, they fall off your hands like a silky glove: Unison. Echoed. Contrary. Upwards. Ice Cream Cones. Blocked. Rolled.

Ice Cream Cones: Page 49

Awesome for improv.
Great for hand warm-ups.
Blocked.

Rolled.
Mirrored.
With Eyeball Bouncing.
Contrary Motion.

Triad Joy Exercises: Page 54

Unison.
Blocked.
Echoed.
Arpeggiated.
Mirrored.
Echoed.
Contrary. Triads are used in the RH more than the LH but the exercises are fun to do.

Thought Forms: Page 57

These are great for improvisation.
Play them slowly and sweetly, or play them sprightly fast for a perky feeling.
Basic Thought Forms.
Thought Forms With a Punch.
Thoughts with an AHA.
Thought Form with a First Inversion.

Magic of Delayed Thumb 1-5-8: Page 61

This is THE technique that was missing from double strung arranged music all these years, and it is one of the biggest things that makes the dripping or “magical” effect in a tune or improv. This part is 11 pages, and allows you to play a pattern with normal 1-5-8 and then play it again with Delayed Thumb. There are different Delayed Thumb timing patterns too. **Finally, you play lines from real tunes**, first without Delayed Thumb and then with it, which allows you to hear and feel the difference.

Ease exercises for C Shape: Page 73

This helps you to have the open shape between thumb and index finger that will give you better tone. It's very satisfying. It also helps you prevent injury. You'll see good visuals on this on Tutorial 96 about 10 minutes into the video. If you already play with this shape, this is a good review.

Roving Thumb Against See-Saws: Page 76

These can be challenging at first. Once these “kick in” they are incredibly FUN.
Roving thumb against upwards see-saws.
Offset by five then four then five.
Starting on different notes and a list of the ones that sound the best.
Roving thumb against downward see-saws
On different starting notes with downward see-saws. Offset by five then four then five. Stacked.

Making Happy Music on the Spot patterns: Page 81

See tutorial 97.
Home chord method.
Delayed Thumb.
Spunky crisp sixths and 1-5-8's with damping.
Downwards against downwards. Upwards against Downwards.

Downward flows: Page 84

Downward 1-5-8's unison,

Echoed.
Offset by three.
Start with other hand to totally change the sound when offset.
Chicken Talk timing.
Start with the other hand on Chicken Talk for a totally different sound.

Carolina Wren pattern: Page 86

Mind bending! This one really shows you what can be done on double strung that you would never be able to do on a regular harp. One of my VERY favorite patterns, not for the novice unless you have guidance in person, but intermediates can get it from the book and the tutorial 102.

C against C, (Sisters),
Anchored C and RH chord progression.
Anchoring RH and moving LH.
Roving thumb against Upwards see-saws.
Normal rhythm vs. Carolina Wren.
LH anchored and hands offset by five then four then five.
Both hands do chord progression and all are offset by five / four / five.

Butterfly Flows: Page 92

Echoed Contrary motion 1-5-8's. These sound so pretty.
Major and minor ones.
Offset by five / four / five.

Five-Note-Run Crossovers: Page 93

With Five-Note-Runs in a tune, crossing over with thumb doesn't always put your fingers in the right position for the next phrase.
These special Five-Note-Run Crossovers solve that.
These are not as hard as thumb crossovers.
I've taught beginners during lessons.
Three/Two version.
Two/Three version.
With blocked fifths in LH.
Rocked Fifths.
Hands in unison.
You can also use these with 1-5-8's.
If you need help with hand position, these ask a teacher or Skype me.

Recycles: Page 96

On C, on F, on A minor.

Recycles Against Variety 1-5-8's: Page 97

LH chords against RH Recycles.
Blocked.
Arpeggiated.
Delayed Thumb.
Mixed.
With Touch-Damp.
Syncopation.

Carefree Day pattern, descending: Page 99

Fantastic fun and a challenge at first.
Tutorial 106 shows this version. it is easier than the one below.

In key of C with touch-damping.
In A minor.
In key of G.
In E minor.
In key of F.

Carefree Day - beginning of a tune: Page 105

See and hear this on Tutorial 106.

The notation will help you learn it.
More to come on this tune - in "Mischief on a Double Strung."

Cigarette Hand Pose: Page 106

An easy hand pose I use LOTS of places. Fabulous beauty:
Unison.
Mirrored.
Colored Strings Cigarette Pose helps you get accurate with Eyeball Placing.
Major Chords, minor chords - compare the emotions.
Downwards Cigarette pose.

Crystals: Cigarette Hand Pose With a "Ground:" Page 109

You can write your own tunes easily after doing this exercise.
See videos 43, 45, 46.
Different starting notes.
Chord progression techniques.


Intro/Interlude ideas for Minor tunes: Page 112

Waterfalls ending on the perfect note.
Mirrored 1-5-8's on optimum chords.
Unison notes then echoed then unison then echoed, all in one phrase. Mirrored Triads.
Three Against Four.


Three Against Four and "Twinkling" Patterns: Page 114

Ooooooh these are so rich and there are so many things you can do with them. Here are exercises for some of those things. Tutorials 11 and 89 go with these. You can make up Christmas-y sounding improv with these, and enrich any tune or improv.
Sisters, mirrored.
Sisters, Echoed.
Offset and moving.
Contrary Motion echoed.
LH anchored, RH moving.
LH anchored, RH offset by three then moving.
Stacked rolled version.
Twinkling Pattern where every other LH is a Delayed Thumb.
The first line of Twinkle Twinkle Little Star as a practical example of how you can use this with a twist.

Christmas Joy Volume TWO




More Yuletide tunes arranged for
double strung harp by Carolyn Deal
versions for different experience levels and in different keys!



Contents:

- The Snow Lay on the Ground
- Away in a Manger
- Il Est Ne
- Once in a Royal David's City
- Deck the Halls
- 'Twas In the Moon of Wintertime (Huron Carol)
- Still, Still, Still
- Baloo Lammy
- All Through the Night
- Joy to the World
- Good King Wenceslas
- While Shepherds Watched Their Flocks
- Oh Come All Ye Faithful
- We Three Kings
- Gloucestershire Wassail
- Silent Night



May you have a joyous season.
Thank you for learning with me!

I also have a patreon group where you get music each month and exclusive videos not available to the public. You can check it out at patreon.com/carolyndeal

Carolyn Deal

smilingharp@gmail.com

southeasternharps.com

Lady Godiva Tune Book

Lady of Nottingham (my composition). (Hear it about 3 minutes into "EVE" Double Strung Harp demo on You Tube)

How Shall I Your True Love Know? (Shakespeare's Hamlet)

Clouds on the Hill (my composition)

Robin Hood (English Ballad)

Coventry Carol (16th century England) (also in Christmas Joy book)

Watchman Tell Us of the Night in C

Watchman Tell Us of the Night in G

When That I Was (Shakespeare's Twelfth Night play)

Boatmen of Hornby (my composition)
(can also send you a separate email with audio teaching tracks)

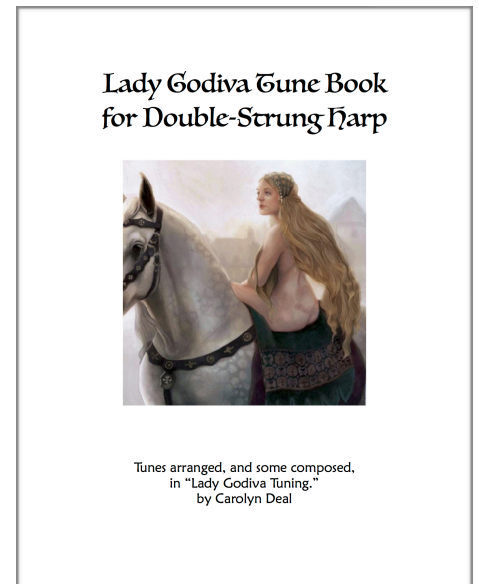
Belle Qui Tiens Ma Vie for Lap Harp

Belle Qui Tiens Ma Vie for FLOOR Harp

Come Shepherds, Deck Your Heads (yes that is spelled right)

In This Town of Bethlehem (also in Christmas Joy book)

Nanny Goat's Nap (my composition)



Lady Godiva tunes are SO satisfying!!!
Perfect for double strung floor harp AND lap harp.
They are in the key of C but
with the Lady Godiva lever engaged
(G string above middle C on the right course of strings).